



ESCAPE
BRINGING SEA TRANSPORT TO THE NEXT LEVEL

VELANA AIRPORT

IATA: MLE • Hulhulé Island • Kaafu Atoll, Maldives

Gateway to Paradise • New Terminal 1 Opened July 2025

✈️ ■ **New Terminal 1**

■ ■ **World's Largest Seaplane Hub**

■ **3 Terminals**

■ **80+ Resorts Served**

■ **New Terminal 1 opened July 26, 2025 • \$585 million transformation complete**

TABLE OF CONTENTS


Your complete guide to Velana International Airport

1. Welcome to Velana Airport	03
2. Airport Overview & Key Facts	04
3. Terminals — T1, Domestic & Seaplane	05
4. Arrivals — Step by Step	06
5. Departures — Step by Step	07
6. Lounges & VIP Services	08
7. Transfers — Speedboat, Seaplane & Domestic	09
8. Dining & Shopping	11
9. Facilities & Services	12
10. Getting to Malé City	13
11. Hotels Near the Airport	14
12. Long Layover Guide	15
13. Essential Tips & Customs Rules	16
14. Airlines & Connectivity	17

1. WELCOME TO VELANA AIRPORT

The gateway to paradise — now transformed

Velana International Airport (IATA: MLE, ICAO: VRMM) is the primary international gateway to the Republic of Maldives, serving over 99% of all tourist arrivals to the country. Located on the separate island of Hulhulé — just off the capital Malé in Kaafu Atoll — the airport is connected to Malé by the 2.1 km Sinamalé Bridge (2018) and by frequent ferry dhoni services across the narrow channel.



Velana International Airport on Hulhulé Island — the runway stretches to the water's edge on both ends, creating one of the world's most dramatic landing approaches.

On 26 July 2025, a transformative chapter began at Velana Airport: the brand-new Terminal 1 officially opened after nearly a decade of construction and a \$585 million investment. This state-of-the-art terminal replaces the cramped 1981-era building with a spacious, modern facility featuring 47 check-in counters, 20+ departure immigration counters, a large duty-free area, multiple dining options, and natural light-flooded departure halls. The new terminal is designed to match the world-class luxury the Maldives is known for — ensuring your holiday begins the moment you land.

Beyond the international terminal, Velana is home to the world's largest seaplane operation — a dedicated seaplane terminal serving over 300 daily seaplane flights to 80+ resorts across the atolls during peak season, connecting guests to some of the most remote and beautiful places on Earth.

Pro Tip

IMPORTANT 2025 UPDATE: Always check with your airline which terminal handles your flight. Terminal 1 (new, opened July 2025) and Terminal 2 (old) may both be operational during the transition period. Mobile boarding passes are NOT accepted at Terminal 1 immigration — get a physical boarding pass at check-in.

2. AIRPORT OVERVIEW & KEY FACTS


Everything you need to know

MLE	VRMM	3	600+	43+	24/7
IATA Code	ICAO Code	Terminals	Daily Seaplanes (peak)	Airlines	Operations

FACT	DETAIL
Full Name	Velana International Airport (also known as Malé Velana International Airport)
Previous Names	Hulhulé Airport (1960); Malé International Airport; Ibrahim Nasir Int'l Airport (2011-2025)
Location	Hulhulé Island, Kaafu Atoll — adjacent to Malé capital island
Elevation	6 feet (1.8 m) above mean sea level
Runway	Single runway: 60 m x 3,400 m (18/36 designation); runway ends at water's edge
Terminals	Terminal 1 (new international, opened Jul 2025); Terminal 2 (transitional); Domestic Terminal
New Terminal 1	Opened 26 July 2025. \$585 million investment. 47 check-in counters, 20+ immigration lanes
Seaplane Terminal	Largest seaplane operation in the world. 28,000 m² four-storey building; 42 resort lounges
Seaplane Operators	Trans Maldivian Airways (TMA), Manta Air
Airlines	43+ international airlines; major carriers include Emirates, Qatar, Singapore Airlines, Garuda Indonesia
Airport Authority	Maldives Airports Company Limited (MACL) — state-owned
ATM (USD)	One BML ATM dispensing USD near the Domestic Terminal (red 'BML' sign). Max \$100 per transaction
Free WiFi	Available throughout all terminals
No Alcohol	Maldivian law prohibits serving alcohol at any airport lounge in Velana Airport
Seaplane Hours	Seaplanes fly daytime only (approx. 6 AM to 4 PM). Guests arriving after 4 PM must use Terminal 1

3. TERMINALS GUIDE

T1, Domestic & Seaplane explained



The new Terminal 1 at Velana Airport — spacious, modern, and flooded with natural light after the July 2025 opening.

Terminal 1 (New International Terminal — opened July 2025)

The main international hub for all international arrivals and departures. Located south of the old facility on Hulhulé Island. Features: Arrivals on Ground Floor (immigration, baggage belts, customs); Departures on Upper Floor (47 check-in counters, self-service kiosks, 20+ immigration counters, duty-free, dining, Kovele Lounge). Striking modern architecture visible on approach. Note: physical boarding passes required — mobile boarding passes not accepted at immigration.

Terminal 2 (Old International Terminal — transitional)

The former main international terminal (opened 1981), now used by some carriers during the transition period. May be connected to Terminal 1 by an enclosed walkway during transition. Check your airline for terminal confirmation.

Domestic Terminal


Handles all domestic flights within the Maldives to island airstrips. Adjacent to the Trans Maldivian Airways seaplane terminal. Bank of Maldives branch located near exit. USD ATM nearby (look for red BML sign).

Seaplane Terminal (Huvandhumaa Terminal)

Opened October 2022. 28,000 m² four-storey building; world's largest seaplane operation. 42 resort lounges (most are dedicated hotel brand lounges for specific resorts). 300+ daily flights to 80+ resorts in peak season. Huvandhumaa Lounge accessible with Priority Pass. Resort representatives meet guests here and escort them to branded lounges.

4. ARRIVALS — STEP BY STEP

From aircraft to transfer: what to expect



The arrivals process at Velana — follow these steps for a smooth start to your Maldives holiday.

■ Step 1: Aircraft to Terminal

No jet bridges at Velana — passengers are transported from aircraft by bus. VIP/CIP passengers get a separate vehicle to designated lounges for expedited processing. Standard passengers take the regular bus to the arrival terminal.

■ Step 2: Immigration

Ground floor of the new Terminal 1. 30-day visa issued free on arrival for all nationalities. Have ready: valid passport (min 6 months validity), confirmed onward/return ticket, and accommodation booking confirmation. Processing typically takes 45–90 minutes; longer during peak arrivals (Oct–Apr when multiple wide-body aircraft land together). Have your QR code or booking confirmation easily accessible.

■ Step 3: Baggage Collection

Baggage belts immediately after immigration. Baggage wrapping service available (MVR 155–310 depending on bag size). Trolleys provided free of charge. 24-hour baggage storage available in arrivals area.

■ Step 4: Customs

Maldives has strict customs rules. Prohibited items: alcohol (except personal duty-free allowance of 2 litres arriving in sealed bottles for non-Muslim visitors), pork products, pornographic material, religious items conflicting with Islam. Penalties are severe — declare all applicable items. Currency over \$20,000 USD equivalent must be declared.

■ Step 5: Arrivals Hall — Meet Your Transfer

Your resort or guesthouse representative will be waiting in the arrivals hall with a name board. For speedboat transfers: proceed directly to the jetty outside arrivals. For seaplane transfers: your resort rep escorts you through a walkway to the seaplane terminal. For domestic flight connections: your rep guides you to the domestic terminal. Tourist information desk and Wellness Lounge (showers available) in arrivals landside.

■ Step 6: SIM Cards & Currency

Buy a SIM card in arrivals (Dhiraagu or Ooredoo — better prices than kiosks; airport rate ~\$40 for 20GB vs \$8–11 in Male for same data). Currency exchange counters in arrivals. USD widely accepted so exchanging is not essential.

■ Pro Tip

Fast Track option: 'Priority Maldives' offers a VIP fast-track service — separate vehicle from aircraft, dedicated lounge immigration processing, and meet-and-greet service. Costs \$50–100/person but can save 60+ minutes during peak arrivals. Worth it if catching a seaplane connection.

5. DEPARTURES — STEP BY STEP

A smooth departure from paradise

■ Step 1: Arrive at Airport

Allow 3 hours before international departures. Speedboat from nearby islands: 30–45 min. Ferry from Male: 10 min. Bus/taxi from Male via bridge: 15 min. Arrivals drop you at the terminal entrance.

■ Step 2: Terminal Check

Confirm with your airline which terminal handles your departure — Terminal 1 (new) or Terminal 2. Follow signs carefully during the transition period. Enter the correct terminal based on your airline's assignment.

■ Step 3: Check-In

Terminal 1 features 47 check-in counters plus self-service kiosks. Present passport and booking confirmation. Collect PHYSICAL boarding pass — mobile boarding passes not accepted at immigration. Check baggage allowances with your specific airline.

■ Step 4: Departure Tax

Departure tax is typically included in the airfare for most international bookings. Check your ticket — if not included, it must be paid at designated counters before immigration.

■ Step 5: Immigration & Security

20+ departure immigration counters in Terminal 1 ensure faster processing than the old terminal. Have physical boarding pass and passport ready. The streamlined layout guides smoothly to security screening and departure gate.

■ Step 6: Departure Hall & Duty-Free


The new Terminal 1 departure hall is spacious and flooded with natural light. Duty-free shops offer: alcohol (2-litre allowance for personal import), perfumes, cosmetics, confectionery, tobacco, electronics, clothing, Maldivian souvenirs, and more. Restaurants and cafes with Maldivian and international cuisine. Kovele Lounge (upgraded from old Leeli Lounge) for Priority Pass holders and paid entry.

■ Step 7: Boarding

Passengers are bussed from terminal to aircraft — no jet bridges. Boarding typically begins 45 minutes before departure.

6. LOUNGES & VIP SERVICES

Comfort and privacy at Velana



The Koveli Lounge in the new Terminal 1 offers premium comfort for Priority Pass holders and pay-per-entry guests.

● Koveli Lounge (Terminal 1)

Access: Priority Pass, pay-per-entry ~\$40-45/2hrs | **Location:** Terminal 1, Departure Hall

The main premium lounge in the new Terminal 1 (replaced the old Leeli Lounge). Features WiFi, shower facilities, free Maldivian and international food and drinks, rest areas, and views over the lagoon. No alcohol served (Maldivian law). Excellent base for long layovers.

● Huvandhumaa Lounge (Seaplane Terminal)

Access: Priority Pass, pay-per-entry | **Location:** Seaplane Terminal (Huvandhumaa)

Lounge within the seaplane terminal for guests awaiting seaplane connections. Priority Pass accepted. WiFi, dining, relaxation areas. Most guests at the seaplane terminal are in dedicated branded resort lounges.

● Resort Branded Lounges (Seaplane Terminal)

Access: By invitation (resort guests only) | **Location:** Seaplane Terminal — 42 lounges

Luxury resorts including Four Seasons, St. Regis, Waldorf Astoria, and others operate their own dedicated private lounges in the seaplane terminal for their arriving guests. These lounges begin the resort's signature hospitality experience from the moment you land.

● Wellness Lounge (Arrivals)

Access: Pay at door | **Location:** International Arrivals, Landside

Day lounge in the arrivals hall with shower facilities. Available to freshly arrived passengers wanting to freshen up before proceeding to their accommodation. Good option for early morning arrivals.

● VIP Priority Maldives

Access: Pre-book online (\$50-100/pp) | **Location:** Airport-wide


Fast-track immigration, meet-and-greet, dedicated vehicle from aircraft, lounge access. Significantly reduces immigration processing time during peak season.

■ Pro Tip

Note: By Maldivian law, no lounge at Velana Airport serves alcohol — even the premium lounges. This applies to all terminal areas on the island. Duty-free alcohol can be purchased for personal import allowance only.

7. TRANSFERS — SPEEDBOAT, SEAPLANE & DOME


Getting to your resort or island



The iconic Velana seaplane terminal — gateway to over 80 Maldivian resorts across the atolls via Trans Maldivian Airways and Manta Air.

Speedboat Transfers

The most common transfer method for local islands, budget resorts, and islands within Kaafu Atoll. Speedboats depart directly from the jetty at the terminal exit — resorts, guesthouses, and private operators have boats waiting. Transfer times range from 20 minutes (nearby islands like Gulhi, Maafushi) to 90+ minutes for more distant resorts. Resort speedboats are typically comfortable, air-conditioned, and include luggage transfer. Shared speedboats to local islands cost \$15–40 per person; private resort boats are usually included in accommodation packages.



Speedboat transfers depart directly from the airport jetty — the fastest and most popular transfer for local islands.

Seaplane Transfers

The world's most spectacular airport transfer — a scenic flight over the turquoise atolls at low altitude, landing directly on the water beside remote resorts. Trans Maldivian Airways (TMA) and Manta Air operate the seaplane services from the dedicated Huvandhumaa Seaplane Terminal. Seaplanes fly DAYLIGHT HOURS ONLY (approximately 6 AM to 4 PM). Guests arriving on evening flights MUST overnight near the airport before their seaplane connection the following morning. Flight times range from 15 minutes to 55+ minutes depending on resort location. Cost: \$200–600 per person round trip for distant atolls. Your resort arranges and includes this in your package.

Domestic Flights

For resorts in distant atolls (Lhaviyani, Baa, Addu, etc.), domestic flights via Maldivian Airlines or Fly Me connect the international terminal to regional airstrips across the archipelago. Flight times range from 30 minutes to 1+ hours. Domestic flights also depart from the domestic terminal adjacent to the seaplane terminal. Some atolls require a combination of domestic flight + speedboat transfer.

Transfer Type	Best For	Duration	Cost Range	Notes
Speedboat	Local islands, nearby	20-30 min	\$15-100/pp	Daylight & night. Direct from airport jetty.
Seaplane	Remote luxury resorts	15-55 min	\$200-600/pp (RT)	DAYLIGHT ONLY. World's most scenic transfer.
Domestic Flight	Far atolls (Baa, Lhaviyani, etc.)	30-70 min	\$100-200/pp OW	Often combined with speedboat to resort.
Public Ferry	Local islands (Malé, Maafushi)	1-2 hrs	\$1-3	Budget option; schedule-dependent.

8. DINING & SHOPPING

Food, duty-free and shops at Velana

Dining Options

Main Restaurant (Terminal 1 & 2): Full-service restaurant serving Maldivian cuisine (mas huni, grilled fish, garudhiya) and international options. Open around the clock for late-night arrivals. Ground and first floor of passenger terminal.

Cafes & Coffee Shops: Espresso drinks, fresh juices, sandwiches, Maldivian short eats (hedhikaa), and pastries. Good for quick bites between connections.

Fast Food & Snack Kiosks: Fast food chains and ice cream kiosks located throughout the terminals. Limited healthy options but convenient for snacking.

Seaplane Terminal Restaurants: The seaplane terminal's branded resort lounges all include complimentary dining for guests. The Huvandhumaa Lounge also has a dining area open to Priority Pass holders.

Duty-Free & Shopping

Duty-Free (Departures — Terminal 1): Wide range: alcohol (2L personal import allowance — must be in sealed bottles), perfumes, cosmetics, confectionery, tobacco, electronics, Maldivian souvenirs, clothing, books, and branded goods. Best selection is in the new Terminal 1 departure hall.

Maldivian Craft & Souvenir Shops: Lacquerwork, shell jewellery, woven fabrics, miniature dhoni boats, Maldives-branded merchandise. Available in both arrivals and departure areas.

Pharmacy: Located near the First Aid Post and Bank of Maldives ATM. Open according to daily flight schedule. Stock prescription essentials and basic medications.

SIM Cards: Available from airport kiosks (Dhiraagu, Ooredoo). NOTE: Airport rates significantly more expensive (\$40/20GB) vs Male town rates (\$8-11/10-20GB). Buy in Male if possible.


9. AIRPORT FACILITIES & SERVICES

Everything available at Velana

FACILITY	DETAILS
Free WiFi	Available throughout all terminals — no password required. Fast and reliable.
ATM (USD)	ONE ATM dispensing USD — located near Domestic Terminal exit (red BML sign). Max \$1,600/withdrawal.
Currency Exchange	Two counters: one in arrivals, one in first floor departure area. USD widely accepted in Maldives so exchange is not necessary.
Baggage Storage	24-hour baggage storage in arrivals area. Also available near Terminal 1 Help Desk in departures.
Baggage Wrapping	Available at check-in area: MVR 155–310 depending on bag size. Recommended for unusual/fragile items.
Lost & Found	24-hour counter at +960 331 5366; located in security office in departures lounge.
Prayer Rooms	Prayer room on first floor of departure terminal. Two fully air-conditioned mosques located 5–10 minutes' walk from the terminal.
Smoking Lounge	First floor of departure pier, near duty-free. Only designated smoking area in the terminal.
Medical / First Aid	Healthcare centre in terminal for first aid and minor emergencies. Air ambulance service available for medical emergencies.
Pharmacy	Near First Aid Post; open during flight operations.
Post Office	Departure Hall entrance; open 6 AM – 1 AM or until last flight.
Information Desk	Located in departures area (+960 332 3506). Tourist information in arrivals.
Charging Points	Numerous sockets and USB ports throughout terminals.
Children's Play Area	Indoor play area in transit zone; outdoor children's park also available.
Luggage Trolleys	Free of charge throughout terminal.

10. GETTING TO MALÉ CITY

From the airport to the capital



The dhoni airport ferry — the most atmospheric and cheapest way to cross from Hulhulé airport island to Malé city.

Option	Duration	Cost	Frequency	Notes
Airport Ferry (Dhoni)	~10 min	MVR 15 (~\$1)	Every 10 min (6am-11pm)	Most atmospheric and cheapest way to cross. Long during peak arrivals. Takes you to the airport terminal.
Bus via Sinamalé Bridge	~10-15 min	MVR 2 (~\$0.15)	Regular service	MTCC public bus. Cheapest option. Stops at Male bus terminal.
Taxi via Bridge	~10-15 min	\$5-10	On demand 24/7	Most convenient with luggage. Available outside terminal exit. Direct to hotel.
Speedboat	~3 min	\$5-15	On demand	Fastest option. Some hotels offer private boat service from airport jetty.
Walk via Bridge	~25-30 min	Free	N/A	The Sinamalé Bridge is walkable (2.1 km). Scenic but hot in daytime; not recommended for those with luggage.

11. HOTELS NEAR THE AIRPORT

Overnight options in Hulhulé & Hulhumalé

Guests arriving on late evening flights who have a seaplane connection the next morning (seaplanes fly daylight hours only) need to overnight near the airport. Two options: the airport island itself (Hulhulé), or the connected Hulhumalé — a quieter, more relaxed new city island with beach access.

Hotel	Location	Price/Night	Highlights
Hulhule Island Hotel	Airport island (8-min walk)	\$200-350	Pool, beach, multiple restaurants, spa; day room packages (\$53)
Barceló Nasandhura Malé	Malé City	\$200-300	Upscale waterfront hotel; restaurant, sea views; 15 min from airport
JEN Maldives Malé by Shangri-La	Malé City	\$200-300	Premium property; pool, restaurant, business facilities.
The Somerset	Malé City	\$200-280	Near Grand Friday Mosque; free airport transfer; excellent location
Samann Grand	Malé City	\$250+	Near Artificial Beach; ocean view rooms.
Dhiguest / Budget Hotels (Hulhumalé)	Hulhumalé (15 min)	\$80-150	Beach access, restaurants, easy airport access via bridge or taxi
Nap Corner Capsule (Hulhumalé)	Hulhumalé	\$75-90	Budget sleeping capsules; perfect for solo transit travellers.
Summer Beach Maldives	Hulhumalé	\$100-150	Beach hotel; pool; affordable; popular with transit guests.

12. LONG LAYOVER GUIDE

Making the most of your time at Velana

If you have a layover of 4+ hours at Velana, you have excellent options for making productive use of your time — from exploring Malé city to enjoying a hotel pool or even visiting a local island.

■ 1-3 Hour Layover

Stay airside in the departure lounge. Use the Kovele Lounge (Priority Pass or \$40 pay-per-entry) for WiFi, showers, food, and a comfortable rest. Shop duty-free. Eat at terminal restaurant or cafe.

■ 3-6 Hour Layover

Take the ferry (\$1) or bus (\$0.15) to Malé city for a walking tour. Visit the Fish Market (4-5 PM best), Grand Friday Mosque, Old Friday Mosque, Sultan Park, and the waterfront. Return to airport with 2.5 hours before departure.

■ 6-12 Hour Layover

Visit Malé comprehensively; or consider a short speedboat trip to Gulhi Island (30 min, \$25) for a beach experience and lunch. Or use Hulhule Island Hotel day room (\$53 for pool, shower, massage). Leave a comfortable buffer to return.

■ Overnight (arriving after 4 PM)

Book Hulhule Island Hotel on airport island (most convenient) or Hulhumalé accommodation. Check into Hulhule Island Hotel for pool and dinner. Next morning, seaplane connection departs from the seaplane terminal.

■ 12-24+ Hours

Full Malé exploration; day trip to Maafushi or Gulhi island; resort day pass; submarine tour. Treat the layover as a Maldives mini-break.

■ Pro Tip

Store luggage at the airport's 24-hour baggage storage (Arrivals area or near Terminal 1 Help Desk) to explore Male hands-free. Costs vary; enquire at the storage counter.

13. ESSENTIAL TIPS & CUSTOMS RULES

Don't leave home without reading this

Customs & Import Rules

- **ALCOHOL:** Non-Muslim visitors may import up to 2 litres of alcohol in sealed bottles. Must be declared. Strict enforcement — do not attempt to bring in more.
- **PORK PRODUCTS:** Strictly prohibited. Cannot be imported.
- **PORNOGRAPHIC/OFFENSIVE MATERIAL:** Prohibited. Including certain magazines, books, and digital content.
- **RELIGIOUS ITEMS:** Items deemed to conflict with Islam are prohibited.
- **CURRENCY:** Amounts exceeding \$20,000 USD equivalent must be declared.
- **MEDICATIONS:** Prescription medications must be accompanied by a doctor's letter. Certain medications (including some common painkillers) may be restricted — check with the Maldives Customs Service before travel.
- **DRONES:** Drones require prior approval from the Civil Aviation Authority of Maldives. Do not bring undeclared drones.

Essential Airport Tips

- **GET A PHYSICAL BOARDING PASS:** Mobile boarding passes not accepted at Terminal 1 immigration — collect physical boarding pass at check-in counter.
- **SEAPLANES DAYLIGHT ONLY:** If arriving after approximately 4 PM, you cannot take a seaplane that day — overnight near airport required.
- **USD ATM — ONLY ONE:** The single USD-dispensing ATM (BML, near Domestic Terminal) has a \$1,600/day limit. Bring sufficient cash.
- **SIM CARDS:** Buy in Malé city rather than at airport — same SIM but ~75% cheaper in town.
- **LOUNGE ACCESS:** No alcohol in any airport lounge — Maldivian law applies throughout the island.
- **IMMIGRATION TIME:** Allow 45-90 minutes for immigration during peak season — especially when multiple wide-body aircraft arrive together.
- **TERMINAL CONFIRMATION:** Always check with your airline which terminal (T1 or T2) handles your specific flight during the 2025 transition period.
- **RESORT REPS:** If staying at a resort, your representative will meet you in arrivals — look for name boards. Do not arrange your own transfer if resort transfer is included.
- **LUGGAGE TROLLEYS:** Available free throughout all terminals.
- **PRAYER TIMES:** Shops in the departure area close for approximately 15 minutes during each of the 5 daily prayer times.

14. AIRLINES & CONNECTIVITY

Who flies to Velana and from where

Velana International Airport is served by 43+ international airlines connecting the Maldives to major cities across Asia, Europe, the Middle East, and beyond. The airport is a key hub for leisure tourism, with the vast majority of passengers being resort-bound tourists.

Major International Airlines

Airline	Hub	Key Routes
Emirates	Dubai (DXB)	Multiple daily flights; most popular connection hub for Europe-Maldives
Qatar Airways	Doha (DOH)	Daily; excellent connection for Europe, Africa, Americas
Singapore Airlines	Singapore (SIN)	Daily; premium connection for Asia-Pacific travellers
Turkish Airlines	Istanbul (IST)	Daily; connects Europe, Africa, Central Asia
IndiGo Airlines	Multiple India hubs	High frequency from Delhi, Mumbai, Bangalore, Hyderabad — largest source
Sri Lankan Airlines	Colombo (CMB)	Daily; short hop; good connection for South Asia
Cathay Pacific	Hong Kong (HKG)	Regular service; Asia-Pacific market
Air Arabia	Sharjah (SHJ)	Budget Gulf carrier; strong Middle East connectivity
Flydubai	Dubai (DXB)	Budget UAE carrier; growing frequency
Air India	Multiple India hubs	Direct from Delhi, Mumbai; major Indian market
Maldivian Airlines	Domestic hubs	National carrier; domestic network + regional routes
BeOnd Airlines	Maldives-based	Premium leisure carrier; Milan, Munich, Zurich (via Dubai)

Velana Airport — where paradise begins. From the world's most scenic runway landing to the spectacular seaplane transfer over turquoise atolls, your Maldives adventure starts the moment you arrive. ✈️ ■ ■ ■ ■ ■

Welcome to the Maldives — enjoy every moment! ■